



FanAir Company designs and builds Acoustic Sound Enclosures Engineered to each specific application to control noise radiating from Blowers, Fans, Pumps, Compressors, Generators and any type of noise producing type of machine.

Fiberglass Acoustic Enclosures

Furnished with split housing, cut-out for intake and discharge duct, ventilation fan, intake louver, base flange, optional zerk fitting, quick release latches and access doors when required.



Steel Acoustic Sound Enclosures

Heavy gage welded steel construction. Unit pictured with optional lifting eyes. We can furnish structural steel skids to support both the blower or compressor and rubber or spring isolators to further mitigate noise and vibration.

Construction options:

- Fiberglass FRP Acoustic Sound Enclosures** Chemical resistant for severe process plant installations such as Water Treatment Plants, Chemical Plants, Biofilters, Wet Process areas and Marine Duty service.
- Galvanized Steel Acoustic Sound Enclosures** Moderate chemical resistance, suitable for outdoor use for general purpose noise control applications, most economical.
- Stainless Steel Acoustic Sound Enclosures** Extra heavy duty double wall design for any noise application requiring 'military' strength and chemical and corrosion resistant properties.



Installation examples:

FanAir Co. 10 Ft x 10Ft x 12 FT Fiberglass Acoustic Sound Enclosure Installed at Anacortes, Washington Waste Water Treatment Plant.



FanAir Co. 6 Ft x 6 Ft x 5 FT Fiberglass Acoustic Sound Enclosure designed and built for a Fiberglass Odor Control Blower for a Biofilter Located in Orange, County, Ca.

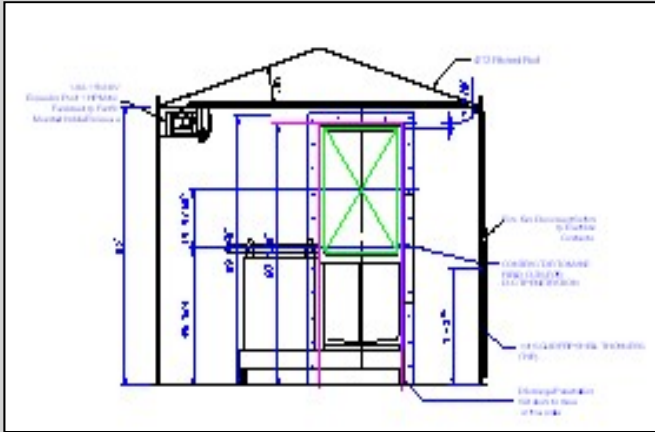
Installation examples:

FanAir Co. 10 Ft x 10Ft x 12 FT Fiberglass Acoustic Sound Enclosure Installed at Anacortes, Washington Waste Water Treatment Plant.

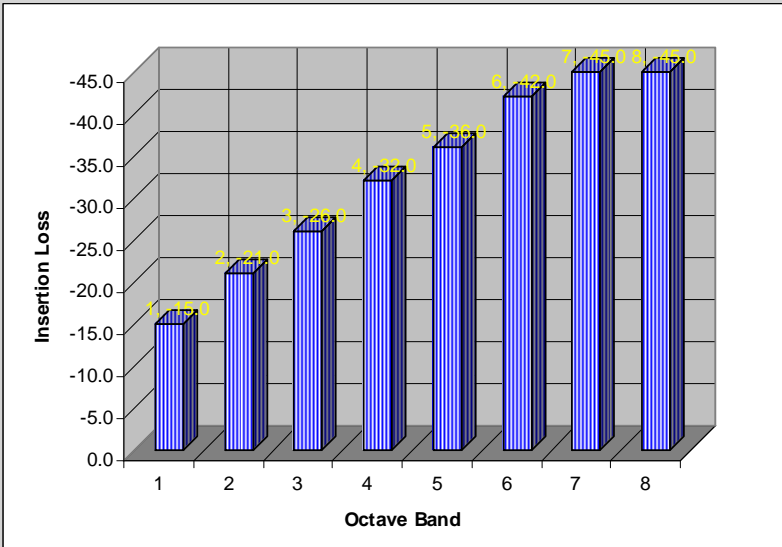
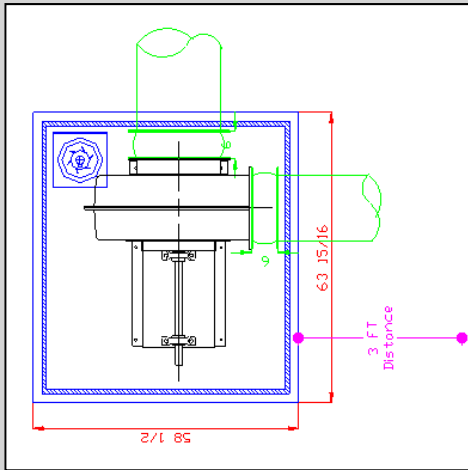


FanAir Co. 6 Ft x 6 Ft x 5 FT Fiberglass Acoustic Sound Enclosure designed and built for a Fiberglass Odor Control Blower for a Biofilter Located in Orange, County, Ca.

Design and Engineering:



FanAir Company Designs and builds each Acoustic Sound Enclosure specific to the type of equipment to be silenced with considerations made for the Installation, inlet and discharge ducting or piping, required noise reduction, ventilation rate requirements for the enclosed equipment.



With each enclosure **FanAir Company** builds we provide a set of certified “To Scale” AutoCAD drawings, Heat Transfer Calculations and Insertion Loss Calculations.

GENERAL 1.0

1. Contractor shall furnish and install 1 each, Fiberglass Reinforced Plastic Sound Enclosure for each blower as listed on equipment schedule, as remarked to require sound attenuation package.
2. Sound enclosures shall be as manufactured only by companies with a minimum of 5 years manufacturing experience of noise control equipment for fans, blowers, pumps and or compressors.
3. Sound enclosure manufacturer shall guarantee a minimum of -20 dB"A" at 5 Feet insertion loss from noise producing equipment to be enclosed.
4. Sound enclosure manufacturer shall obtain from the blower equipment manufacturer listed on schedule, the sound level ratings based on AMCA test standard 300, the housing radiated noise level and the inlet and discharge noise level ratings.
5. Sound enclosure manufacturer shall coordinate with the equipment manufacturer listed on schedule requirements for cooling, temperature rise and special provisions for Inlet ducting, discharge ducting, appurtenances such as dampers, Flexible duct connections, inlet or discharge silencers, intake filters, vibration isolators, seismic restraints, motors, drives and guards, electrical connections, electrical safety disconnect switches. The sound enclosure manufacturer shall also make special provisions to allow access to serviceable items such as bearings, lubrication, seals, dampers, belts, motors and access doors.
6. Sound enclosure manufacturer will provide and place a 10" x 14" warning sign, on each access door, indicating equipment is to be shut down and locked out prior to entry.

7.PRODUCT 2.0

8. The sound enclosure shall be a rigid complete enclosure using Fiberglass Reinforced Plastic and shall be lined with acoustical materials as listed below.
9. Sound adsorbing materials shall be a minimum of 1" thick, .5 Lb/Sq.Ft. loaded vinyl barrier acoustic insulating foam, with a vinyl facing. Acoustic Insulation shall have a NRC rating of .48 and an STC rating of 39.
10. Acoustic lining shall be capable of being steam cleaned and shall be chemical resistant.
11. Exterior fiberglass structure shall have a Class I E 84 flame spread rating of 25 or less.
12. Sound Enclosure shall be provided with 1 Fiberglass Door. Doors shall be provided with stainless steel hinges and stainless steel door pull latches.
13. The sound enclosure shall be vertically split in such a manner to allow one half of the enclosure of the enclosure to be removed without disturbing the intake or discharge duct connections. The 2 sections of the enclosure shall be flanged and joined by use of stainless steel hardware.
14. **(OPTION)** The sound enclosure shall be provided with a minimum of 2 Each, PVC extended grease lubrication lines extended to the outside wall of the enclosure terminating to Zerk relief fittings to facilitate lubrication of the bearings and shaft seal. The Zerk fittings shall be marked with the proper grade of grease and the items lubricated.
15. **(OPTION)** The sound enclosure shall be provided with factory pre-cut penetrations to facilitate intake and discharge ductwork or pipe. The pre-cut penetrations shall be 2 Inches overall larger than the duct or pipe diameter. Additional Fiberglass Blanking Plates shall be provided with insulation to close off the annular space between the enclosure opening and ductwork.
16. **(OPTION)** The sound enclosures shall be provided with 1 Each, spun aluminum AMCA Type B, roof mounted exhaust fan furnished with roof curb. The exhaust fan shall be selected to provide no less than 30 air changes per hour or 1 air change every 2 minutes. The exhaust fan shall have a 1-60-115V, **(OPTION)** (r TENV or rExplosion Proof Motor) and be factory pre-wired to an external junction box. **(OPTION)** All electrical connections shall be UL rated for Class I, Division I, Group D.
17. **(OPTION)** Sound enclosure shall be fitted with an acoustical intake louver, located at low point of side wall of enclosure, near the Blower Motor. Louver shall be provided with insect screen and be sized for a minimum transmission noise loss and pressure drop.
18. Sound enclosure manufacturer shall provide certified drawings, sound test data showing transmission loss, Installation, operation and maintenance instructions and a 2 year warranty.
19. Sound enclosure manufacturer shall demonstrate a minimum of 10 previous instances of sound enclosure installations with industry references.
20. Sound Enclosures shall be as manufactured by **FanAir Company**, Orange, California.