


FanAir Company designs and builds Mist Eliminators and Grease Filters designed to prefilter, screen and separate materials from the gas stream and prevent solids from entering sensitive process equipment.

Fiberglass Mist Eliminators

Furnished either horizontal or vertically mounted with options for single and two stage filtration. Chevron type mist eliminator blades Mesh Pad section are available to remove moisture before or after wet chemical process equipment.




FanAir Company offers Grease Traps and Mist Eliminators constructed in FRP, Stainless Steel, Polypropylene and Aluminum






FanAir Co. 3000 CFM, 2 Stage Mist Eliminator and Mesh Pad moisture separator used to eliminate moisture on inlet side of centrifugal blower for a Carbon Absorber.

FanAir Co. Grease Filters and Mist Eliminators are available in both horizontal and Vertical mounting arrangements, furnished at option with support legs.



Dwyer Instruments 2000 Series Magnehelic Gages mounted and plumbed are standard on all Grease Filters and Mist Eliminators.

Filter options for Grease Filters and Mist Eliminators

STAINLESS STEEL filters. Multi layered expanded Stainless Steel to assure maximum filtering and internal loading capabilities. The **STAINLESS STEEL** Mesh filters are designed for applications that require maximum capture and minimum loss. Stainless Steel Filters can be pressure washed with detergent and be reused saving costly down time and replacements.



Chevron type impaction Mist Eliminator profiles are available in both Horizontal and Vertical blade configurations. Saturated air moving across the blade section impacts the stacked vanes and is drained to the low pint of the mist eliminator housing.



Mesh Pad Type Thermoplastic and Stainless wire mist eliminators, or knitted mesh pad mist eliminators, collect droplets by the inertial impaction and interception mechanisms of collection. Mesh Pad separators are commonly used to collect droplets above 5 microns in diameter.

Grease Trap Sample Specification

GENERAL 1.0

- Contractor shall furnish and install 1 each, Fiberglass Grease Trap for each Blower as listed on equipment schedule and contract drawings.
- Grease Traps shall be as manufactured only by companies with a minimum of 5 years manufacturing experience of Municipal Air Filtration Systems.

PRODUCT 2.0

- Grease Traps shall be designed to for a maximum of 1/2" Water Gage Static Pressure resistance at a design capacity of (**Insert Flow Rate per Job Requirements**) ACFM.
- Grease Traps shall be single stage horizontal type constructed in Fiberglass Reinforced Plastic with 316 SS Filters and shall have a 99% removal efficiency at 12 Microns.
- Grease Trap housing shall be fabricated in accordance with NBS PS-15-69, from premium grade fire-retardant vinyl ester resin and Fiberglass cloth. Resin shall be Ashland Chemical Inc., Hetrion FR992, Flame Retardant, Corrosion Resistant, Epoxy Vinyl Ester Resin. The above resin system shall have a flame spread rating of 15 or less, when tested per ASTM-E 84 tunnel test. The above resins shall not contain any fillers except as required for viscosity control.
- Grease Trap housings shall be constructed using laminate construction consisting of an inner surface or "C" glass veil, an inner layer and an exterior layer or laminate body. No cracks or delaminating will be permissible
- Grease Traps shall have both a flanged inlet and discharge and be provided with EPDM gaskets. Flange connections shall be a Minimum of 3/8" Thickness and to be shop drilled.
- Grease Trap housings shall be a minimum of 1/4" thickness and shall have an adequately sized access panel for inspection and removal of Filters or Filter Media trays. Access panels shall be provided with EPDM gaskets and 316 SS fasteners.
- Grease Trap filter elements shall be processed from Stainless Steel sheet, expanded to .032 strand. The filtering media shall consist of no less than 7 layers of corrugated Stainless Steel, expanded through specified feeds to assure maximum filtering and internal loading capabilities. The Frame shall be one piece, formed Stainless Steel channel, made from type 304 Stainless Steel, not less than .024 thickness. The filter element will be joined with Stainless Steel Rivets. Holes will be punched on one side to allow for proper drainage after cleaning and when used in a grease filter application. Filters shall retain 240 grams of grease or 300 grams of dust per 2.25 sq. ft. (20 x 20 filter). Resistance when clean is .075 WG at 350 FPM air velocity.
- Grease Traps shall be provided with a Dwyer Model 2000 Magnehelic Differential Pressure Gage with Red pointer flag indicator. Gage shall be factory installed using 2 Each, Dwyer A-301SS Stainless Static Pressure Tips and 1/8" vinyl tubing to Gage.
- Grease Trap Housings shall be sanded smooth, inspected for cracks, or loose fibers and receive a final coat of 15 Mils (minimum) Gel coat with UV stabilizers.
- Grease Traps shall be suitably packaged for shipment. Wood skids shall be used with protective covers placed over intake and discharge flanges.
- Grease Traps shall be as manufactured by FanAir Company, Orange, California.

- **Fiberglass FRP Acoustic Sound Enclosures** Chemical resistant for severe process plant installations such as Water Treatment Plants, Chemical Plants, Wet Process areas and Marine Duty service.



- **Fiberglass Industrial Blowers and Fans.** Centrifugal, Radial, Axial, Inline and Roof Mounted Fiberglass Fans and Blowers for odor control systems, chemical process, available from ¼ HP to 350 HP.



- **Stainless Steel Inlet Filters** FanAir designs and builds many types and styles of Filter Banks in Stainless Steel, Mild Steel and Fiberglass, using Stainless Mesh Filters, Polypro Filters, Pleated Filters and HEPA Filters.

